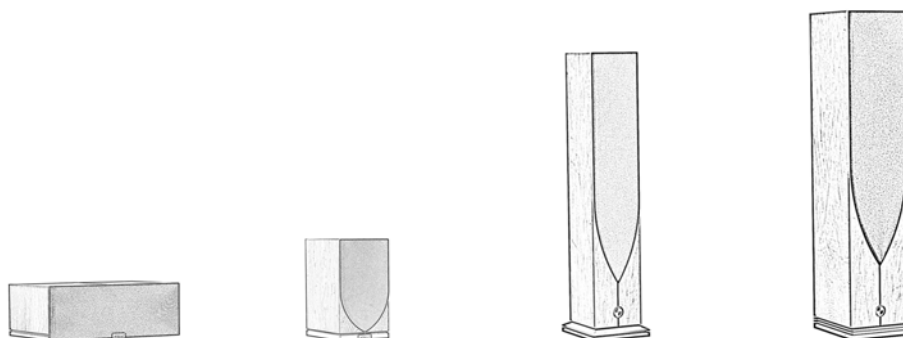


# SIROCCO SERIES

## USER MANUAL



*Thank you for choosing Atohm loudspeakers.*

*A great deal of effort has gone into designing and manufacturing this product to the highest possible standards to suit your requirements, whether it be for your stereo, multichannel, hifi or home theater system. Renowned for their exceptional performance and unrivaled reliability, we are sure that our products will provide you with entire satisfaction for many years to come.*


### Unpacking :

Our speakers are delivered in a fabric cover and well protected by foam inserts and double layer cardboard packaging, thus ensuring the best possible shipping conditions from our assembly line to their final installation in your home.

During the unpacking stage and through to installation, we recommend extreme care when handling the loudspeakers in order to avoid any damage. We advise you to conserve the original packaging for future transport purposes.

### Installation :

We deliver the loudspeakers with a set of four decoupling cones. Their role is to optimize the vibration flow between speaker and floor, thus ensuring maximum performance in the bass frequency range. The special locknut allows you to adjust the height of each cone with precision. We recommend the use of optional decoupling cups (reference WT-C-30-5G) in order to protect delicate wood or tiled floors.



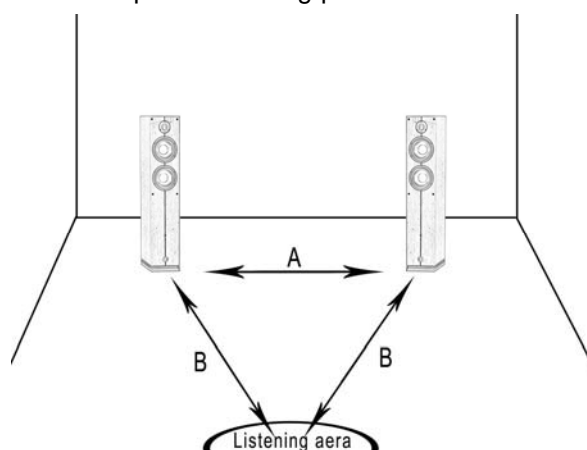
### Positioning the loudspeakers :

#### Stereo set-up

The loudspeakers should form an isosceles triangle with the optimal listening position. Take care not to allow too much distance between the two speakers to maintain a realistic sound stage. As far as possible the distance A must be less than or equal to the distance B.

The speakers should be distanced from the surrounding walls and corners, to avoid artificially increasing the bass level and altering overall tonal balance. Adjust the positioning to obtain the bass you require for your individual system.

Our column speakers are designed to be positioned at ear height and so the Sirocco 1-0 and C-1 speakers must be positioned more or less at the same height to ensure optimal sound balance. We recommend the use of 60cm high speaker stands (ask for advice from your retailer).



### Multichannel and Home Theater set-up:

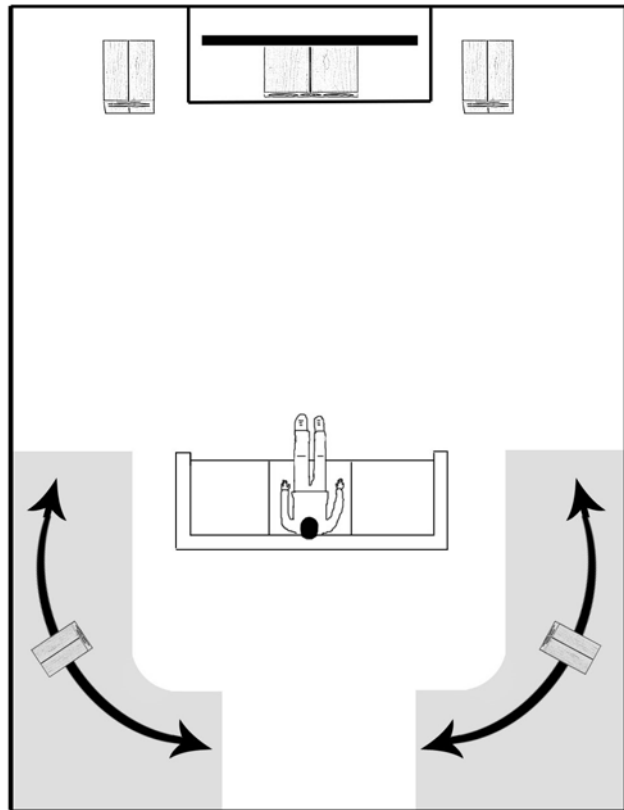
Loudspeakers in our Sirocco range are not magnetically shielded and can cause interference with cathode ray tube screens. They should be positioned at a distance of 60cm from the screen. Plasma screens and LCD screens do not suffer from the same problem and therefore no particular precautions are required as far as speaker position is concerned.

The two front speakers should be set in the same way as the stereo configuration. The center speaker is placed either just above your screen or just below, according to how your equipment is installed.

The rear speakers should be positioned as close as possible to the listening area; not too close and in front of the listener and not too far behind to ensure accurate and natural sound stage imaging.

If these guidelines are difficult to implement or because the listening room lacks symmetry, you can improve the balance and accuracy of sound reproduction by setting time delay and room correction features available on many A/V amplifiers.

In this type of installation, adding a Rafale subwoofer can be very effective, to accurately reproduce extremely detailed low-pitched frequencies featured in movie soundtracks.



### Choosing an amplifier:

Each speaker has its peak power handling, which if not taken into account properly can result in serious irreversible damage to the drivers. Nevertheless, it is advised to provide powerful amplification at moderate volume level to avoid the problem of clipping which can be equally as damaging for your speakers.

### Connecting the loudspeakers :

Overall performance of a system always depends on how its weaknesses are managed. With this in mind, special care should be taken when connecting the loudspeaker to the amplifier. Signal transmission is sensitive to external electromagnetic disturbances. It is important to use high quality cable and connectors to limit the impact as much as possible. Atohm has specially designed its ZEF cables and WT-STU connectors to optimize connection and draw the best quality sound from your system. For more information we recommend that you contact your retailer.

### Break in period :

Our loudspeakers require a running in period of about fifty hours for them to produce their best quality performance. After this period the sound message will gain in terms of amplitude and sharpness. There is no need to reduce volume during this period.

### Care and Maintenance :

To ensure that the loudspeakers conserve their initial appearance, we recommend that you clean them with a dry dusting cloth. Never apply any kind of detergent, solvents or any alcohol based products.

Technical Specifications :



[1-0]



[C-1]

<b>Type</b>	Book shelf 2 way bass-reflex	Center A/V 2 way bass-reflex
<b>Power handling</b>	70 Wrms	180 Wrms
<b>Peak power</b>	120 W	250 W
<b>Impedance</b>	6 Ohms	6 Ohms
<b>Sensitivity (2.83V/1m)</b>	88 dB	89 dB
<b>Frequency Response (-3dB)</b>	50Hz-30kHz	46Hz-30kHz
<b>Bass Mid-Range Driver</b>	LD130 CR 04	LD130 CR 08 (*2)
<b>Tweeter</b>	SD20 ND 04F	SD20 ND 04F
<b>Dimensions (H*W*D)</b>	320*180*230 (mm)	170*470*300 (mm)
<b>Weight</b>	8 Kg	14 Kg



[2-0]



[3-0]

<b>Type</b>	Column 2+1 way bass-reflex	Column 2+1 way bass-reflex
<b>Power handling</b>	140 Wrms	200 Wrms
<b>Peak power</b>	250 W	350 W
<b>Impedance</b>	6 Ohms	6 Ohms
<b>Sensitivity (2.83V/1m)</b>	89 dB	90 dB
<b>Frequency Response (-3dB)</b>	42Hz-30kHz	33Hz-30kHz
<b>Bass Mid-Range Driver</b>	LD130 CR 08 (*2)	LD165 CR 08 (*2)
<b>Tweeter</b>	SD20 ND 04F	SD20 ND 04F
<b>Dimensions (H*W*D)</b>	1044*180*200 (mm)	1110*220*300 (mm)
<b>Weight</b>	18 Kg	29 Kg



**ATOHM**

12 rue du Breuil 70150 PIN (France)

Phone: + 33 3 81 47 91 01 WWW.ATOHM.COM

Our concern for performance is leading us to constantly improve our products. The present features are subject to modification without any notice.



### EU compliance information

*This acoustic loudspeaker is in compliance with the RoHS Directive 2002/95/CE on the restriction of use of hazardous substances in consumer electronics.*

*It also complies with the WEEE Directive 2002/96/CE on electronic waste disposal. Please note that this product must not be disposed of along with ordinary household garbage. When it reaches the end of its life cycle it should be returned to an appropriate recycling facility.*



*By conforming to the above directives you are contributing towards environmental conservation and protection of natural resources and health.*

### Warranty conditions

The speakers you have just acquired are covered by a 2 year warranty against defects in material and workmanship, starting from the date of purchase. However, if you return this warranty form duly filled out and accompanied by proof of purchase with your retailers stamp, we will extend this warranty to five years.

Not included in the warranty:

- damage due to inappropriate use (bottoming out, / tearing / warping / exposure to water) or problems resulting from poor installation.
- damage due to power surges (burnt voice coil).
- any component or driver unit which has been serviced or modified in any way by a third party.

✂-----

Name :

First Name :

Address :

Products purchased :

Serial Number :

Name of retailer and retailers stamp :

Date of purchase :



**ATOHM**<sup>®</sup>

12 rue du Breuil 70150 PIN (France)

Phone: + 33 3 81 47 91 01 [WWW.ATOHM.COM](http://WWW.ATOHM.COM)

Our concern for performance is leading us to constantly improve our products. The present features are subject to modification without any notice.