

# Excellence...

A large number of Sound professionals wholeheartedly endorse the GT Series loudspeakers for all of their acoustic performances for the reasons below:



> Live Electroacoustic recording of "WTC 9/11" from Steve Reich by the Tana Quartet and Atohm GT3 HD speakers at the Passavant Acoustic Studio for the Megadisc Classics label.

> Raphael Jonin, Philippe Muller, Philippe Teissier du Cros and other sound engineers regularly use and appreciate our GT SERIES loudspeakers for their own personal and professional listening.

# ...awarded.



GT1-HD  
GT2-HD  
GT3



GT1-HD  
GT2-HD  
GT3



GT1-HD  
GT2-HD



GT1



GT1-HD  
GT2-HD  
GT-CENTER-HD  
GT-SW2



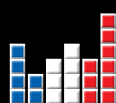
GT1



GT1  
GT2




GT2-HD



Products designed and assembled in France

## GT-SW2

Active subwoofer:	sealed enclosure
Frequency response:	23-150 Hz
Amplifier module:	ATOHM S500
Power:	500 Wrms
Peak power:	550 W / with Soft clipping
Active excursion control:	X-guard Technology (+/- 17 mm max.)
Low level input:	2x RCA
High level input:	2x bananas 4mm + direct screwing
Frequency response:	adjustable from 38 to 150 Hz
Crossover slope:	adjustable 12dB-24dB-LFE
Phase control:	0-180°
Woofer:	LD230CR08M (x2)
Voltage:	115 V / 230 V
Power consumption:	700 Wmax
Cabinet:	MDF 22mm with 42mm multi-layer curved sides
Dimensions:	385x307x375mm (HxLxP) / 15x12.1x14.7inch (HxLxD)
Weight:	25 kg / 55 lbs

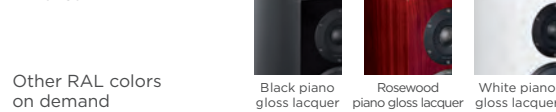


Other RAL colors on demand



## GT-CENTER-HD

Floorstanding speaker:	2 +1 ways - bass reflex
Power handling:	200 Wrms
Peak power:	400 W
Impedance:	6 ohms
Efficiency:	90 dB/2.83V/1M
Frequency response:	45 Hz - 30 kHz
Frequency roll-off:	150 - 2 500 Hz
Mid/bass unit:	LD150CR08 (x2)
Tweeter unit:	SD28ND04RD
Crossover slope:	1rst order with tweeter's time compensation
Cabinet:	MDF 22mm with multi-layer curved sides and internal reinforcements
Dimensions:	330x200x265 (mm) 13x8x10.5 (inch)
Weight:	12kg / 27 lbs (excl. sand cavity)



Other RAL colors on demand

In order to realize optimum performance, Atohm recommends the use of its dedicated range of Cables and Connectors.

### | ZEF Series |



[www.atohm.com](http://www.atohm.com)

**ATOHM**<sup>®</sup>

CRÉATION THIERRY COMTE

12 rue du Breuil | 70150 PIN | FRANCE  
Tél. : (+33) 3 81 47 91 01 | [contact@atohm.com](mailto:contact@atohm.com)

Atohm follows a policy of continuous product improvement and thus reserve the right to amend designs and specifications without prior notice

# | GT Series | MADE TO PERFORM



# GT Series

The ATOHM GT Series range capitalizes on our renowned experience and expertise in designing prestigious drivers and high-performance loudspeakers. They sum up our engagement to continuously and exclusively develop unique products where ultimate performance, ease of integration and elegant design come together.

ATOHM "ABSOLUTE SERIES" drivers, themselves the result of many years of research and a vast number of tests, serve as the heart of the GT SERIES model range. Every driver component, every loudspeaker and Atohm's exclusive technologies have all been specially designed in-house within our own research & development department. They comprise an indivisible whole with the single goal of transcending emotions and providing the listener with total sound immersion.

From the simple yet refined lines, to the breathtaking audio performances, every effort has been made to offer an unrivalled pleasure of the senses.



**ATOHM**<sup>®</sup>  
ENCEINTES • HAUT-PARLEURS • CÂBLES

www.grandpavois.fr • RCS B 349125072 • Credit: Photo: C.H. Bernardot / Shutterstock. Non contractual photos and illustrations.




# | GT Series |

## MADE TO PERFORM

### GT1-HD



Bookshelf speaker:	2 ways bass reflex
Power handling:	100 Wrms
Peak power:	200 W
Impedance:	6 ohms
Efficiency:	89 dB/2.83V/1M
Frequency response:	45 Hz - 30 kHz
Frequency roll off:	2.5 kHz
Midbass unit:	LD150CR04
Tweeter:	SD28ND04RD
Filtering slope:	1st order with tweeter's time compensation
Cabinet:	19mm MDF with multilayers curved sides
Dimensions:	330x200x265 (mm) 13x8x10.5 (inch)
Weight:	12 kg / 27 lbs
Finishes:	




Other RAL colors on demand

### GT2-HD



Floorstanding speaker:	2 +1 ways bass reflex
Power handling:	200 Wrms
Peak power:	400 W
Impedance:	6 ohms
Efficiency:	90 dB/2.83V/1M
Frequency response:	40 Hz - 30 kHz
Frequency roll off:	2.5 kHz
Midbass unit:	LD150CR08 (x2)
Tweeter:	SD28ND04RD
Filtering slope:	1st order with tweeter's time compensation
Cabinet:	22mm MDF with multilayers curved sides
Dimensions:	1085x200x265 (mm) 42.7x8x10.5 (inch)
Weight:	26 kg / 58 lbs
Finishes:	




Other RAL colors on demand

### GT3-HD



Floorstanding speaker:	3 +1 ways bass reflex
Power handling:	300 Wrms
Peak power:	1000 W
Impedance:	6 ohms
Efficiency:	92 dB/2.83V/1M
Frequency response:	35 Hz - 30 kHz
Frequency roll off:	100-150-2500 Hz
Midbass unit:	LD180CR08 (x2) / MLD150CR04
Tweeter:	SD28ND04RD
Filtering slope:	1st order with tweeter's time compensation
Cabinet:	22mm MDF with multilayers curved sides
Dimensions:	1190x240x435 (mm) 42.7x8x10.5 (inch)
Weight:	37.5 kg / 83 lbs
Finishes:	



Other RAL colors on demand

### Exceptional drivers...

Conceived using Finite Elements method and laser interferometric measuring systems, Atohm drivers feature high-end materials, exclusive technologies, oversized magnet motors, and have been optimized to minimize all forms of non-linearity.

Atohm drivers are characterized by extended frequency response, long excursion, high power handling and very low distortion, and each unit is designed and built to the highest standards in the industry.



### Outstanding performances...

Exceptional drivers, perfectly optimized loads, "gentle slope" crossovers with time compensation, controlled directivity, very high power handling, extensive quality control processes and precise tweeter pairing: ATOHM's expertise and cutting edge technologies are combined to deliver extraordinary musical performances.



### 3 steps to acoustic precision...

"Depending on your room, your choice of electronic components, and your own personal taste, a switch at the back of the speakers allows you to choose the frequency response and the definition level in the Mid-High frequencies."

